

Now Yesterday

Search:

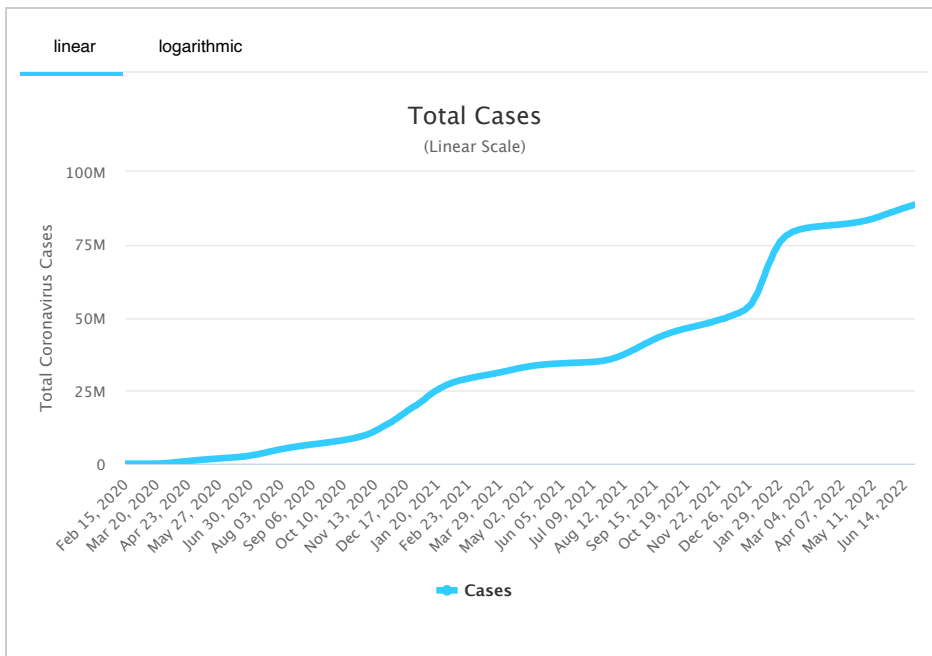
#	USA State	Total Cases	New Cases	Total Deaths	New Deaths	Total Recovered	Active Cases	Tot Cases/ 1M pop	Deaths/ 1M pop	Total Tests
	USA Total	88,708,703		1,040,641		84,352,427	3,315,635	268,000	3,144	1,048,1
1	California	10,022,823		92,356		9,237,423	693,044	253,664	2,337	174,4
2	Texas	7,109,876		89,060		6,813,606	207,210	245,203	3,071	66,6
3	Florida	6,463,174		75,491		6,070,987	316,696	300,924	3,515	59,6
4	New York	5,745,708		70,048		5,618,802	56,858	295,355	3,601	113,3
5	Illinois	3,407,189		38,510		3,218,394	150,285	268,879	3,039	57,8
6	Pennsylvania	2,987,357		45,657		2,895,512	46,188	233,351	3,566	26,5
7	North Carolina	2,843,077		25,151		2,778,865	39,061	271,077	2,398	26,3
8	Ohio	2,831,228		38,778		2,741,909	50,541	242,211	3,317	22,2
9	Georgia	2,626,597		38,447		2,516,072	72,078	247,386	3,621	25,6
10	Michigan	2,592,078		36,744		2,487,869	67,465	259,549	3,679	25,8
11	New Jersey	2,470,738		33,994		2,227,998	208,746	278,168	3,827	17,8
12	Arizona	2,109,053		30,452		2,021,038	57,563	289,756	4,184	19,8
13	Tennessee	2,107,488		26,628		2,059,438	21,422	308,601	3,899	13,2
14	Massachusetts	1,915,764		20,891		1,874,730	20,143	277,949	3,031	45,8
15	Virginia	1,852,970		20,519		1,753,687	78,764	217,089	2,404	19,1
16	Indiana	1,764,876		23,855		1,604,062	136,959	262,154	3,543	20,1
17	Wisconsin	1,717,861		14,767		1,649,611	53,483	295,042	2,536	16,8

18	Washington (/coronavirus/usa/washington/)	1,646,657		13,186		1,551,789	81,682	216,242	1,732	15,4
19	Minnesota (/coronavirus/usa/minnesota/)	1,546,698		13,101		1,521,384	12,213	274,255	2,323	19,4
20	South Carolina (/coronavirus/usa/south-carolina/)	1,535,392		18,007		1,457,779	59,606	298,209	3,497	16,7
21	Colorado (/coronavirus/usa/colorado/)	1,522,515		13,349		1,411,186	97,980	264,384	2,318	18,8
22	Missouri (/coronavirus/usa/missouri/)	1,473,752		20,643		1,411,305	41,804	240,125	3,363	14,6
23	Kentucky (/coronavirus/usa/kentucky/)	1,395,370		16,127		1,322,226	57,017	312,326	3,610	13,6
24	Alabama (/coronavirus/usa/alabama/)	1,346,268		19,729		1,278,404	48,135	274,570	4,024	7,8
25	Louisiana (/coronavirus/usa/louisiana/)	1,296,861		17,392		1,241,696	37,773	278,967	3,741	15,8
26	Maryland (/coronavirus/usa/maryland/)	1,126,088		14,760		1,063,366	47,962	186,263	2,441	21,7
27	Oklahoma (/coronavirus/usa/oklahoma/)	1,065,714		14,470		1,041,979	9,265	269,326	3,657	5,4
28	Utah (/coronavirus/usa/utah/)	975,507		4,815		949,129	21,563	304,279	1,502	9,4
29	Iowa (/coronavirus/usa/iowa/)	897,222		9,680		856,497	31,045	284,375	3,068	8,4
30	Arkansas (/coronavirus/usa/arkansas/)	859,615		11,564		838,226	9,825	284,848	3,832	7,0
31	Mississippi (/coronavirus/usa/mississippi/)	828,389		12,507		793,295	22,587	278,343	4,202	6,8
32	Connecticut (/coronavirus/usa/connecticut/)	825,075		11,034		786,601	27,440	231,419	3,095	15,8
33	Oregon (/coronavirus/usa/oregon/)	802,157		7,783		726,327	68,047	190,187	1,845	11,7
34	Kansas (/coronavirus/usa/kansas/)	801,946		8,945		774,303	18,698	275,269	3,070	2,8
35	Nevada (/coronavirus/usa/nevada/)	765,603		11,006		710,645	43,952	248,560	3,573	6,8
36	New Mexico (/coronavirus/usa/new-mexico/)	558,259		7,905		518,081	32,273	266,240	3,770	7,8
	West Virginia	529,262		7,056		520,071	2,135	295,323	3,937	6,8

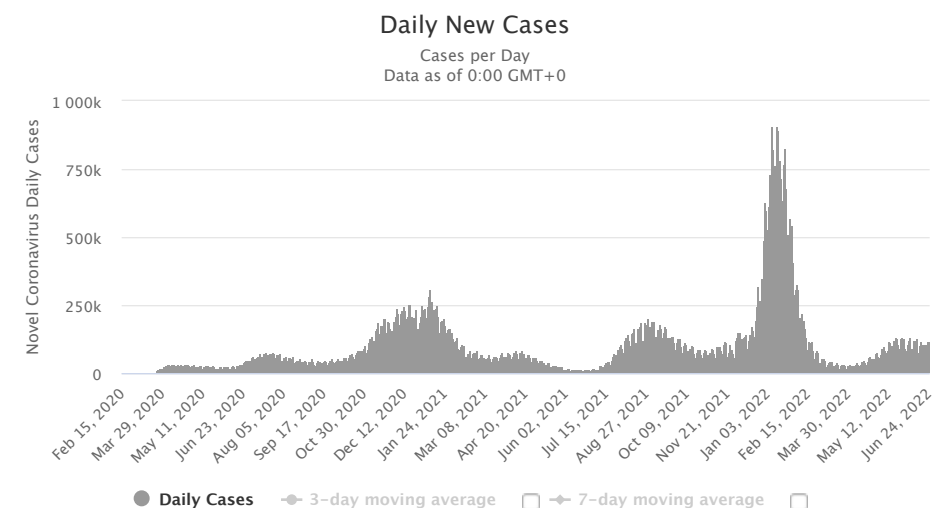
37	(/coronavirus/usa/west-virginia/)									
38	Nebraska (/coronavirus/usa/nebraska/)	497,100		4,334		481,045	11,721	256,978	2,240	5,5
39	Idaho (/coronavirus/usa/idaho/)	460,741		4,966		445,376	10,399	257,820	2,779	2,5
40	Rhode Island (/coronavirus/usa/rhode-island/)	401,108		3,605		386,713	10,790	378,632	3,403	8,1
41	New Hampshire (/coronavirus/usa/new-hampshire/)	330,828		2,574		325,889	2,365	243,308	1,893	4,8
42	Hawaii (/coronavirus/usa/hawaii/)	303,333		1,489		273,006	28,838	214,238	1,052	3,5
43	Montana (/coronavirus/usa/montana/)	285,017		3,444		279,304	2,269	266,676	3,222	2,7
44	Delaware (/coronavirus/usa/delaware/)	283,632		2,983		271,917	8,732	291,274	3,063	1,0
45	Maine (/coronavirus/usa/maine/)	268,633		2,410		258,622	7,601	199,844	1,793	5,3
46	Alaska (/coronavirus/usa/alaska/)	259,390		1,252		250,179	7,959	354,578	1,711	4,1
47	North Dakota (/coronavirus/usa/north-dakota/)	248,555		2,294		244,251	2,010	326,161	3,010	6
48	South Dakota (/coronavirus/usa/south-dakota/)	243,269		2,936		237,553	2,780	274,986	3,319	2,1
49	Wyoming (/coronavirus/usa/wyoming/)	163,340		1,829		157,883	3,628	282,225	3,160	1,3
50	District Of Columbia (/coronavirus/usa/district-of-columbia/)	155,268		1,349		146,470	7,449	220,005	1,911	3,0
51	Vermont (/coronavirus/usa/vermont/)	135,030		682		130,370	3,978	216,398	1,093	3,5
52	Puerto Rico	754,695		4,519		642,195	107,981	222,825	1,334	4,3
53	Guam	51,234		371		50,338	525			4
54	United States Virgin Islands	20,789		118		20,455	216			4
55	Northern Mariana Islands	11,569		34		11,477	58			.
56	American Samoa	6,414		31		5,958	425			
57	Veteran Affairs	674,356		22,209		638,683	13,464			8,6
58	US Military	661,831		688		628,967	32,176			
59	Federal Prisons	69,618		303		68,788	527			1

60	Navajo Nation	56,575	1,807	N/A	N/A			
61	Grand Princess Ship	122	7	115	0			
62	Wuhan Repatriated	3		3	0			
63	Diamond Princess Ship	46		46	0			
	Total:	88,708,703	1,040,641	84,352,427	3,315,635	268,000	3,144	1,048,1

Total Coronavirus Cases in the United States

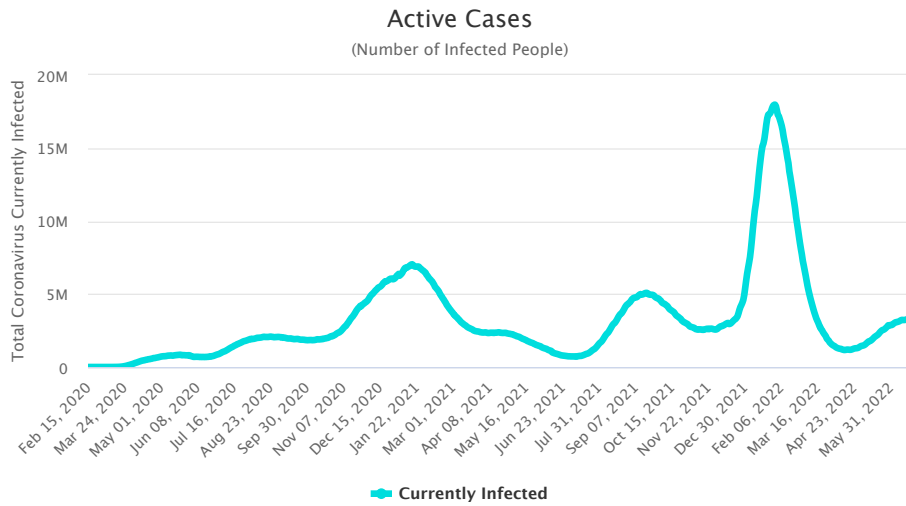


Daily New Cases in the United States

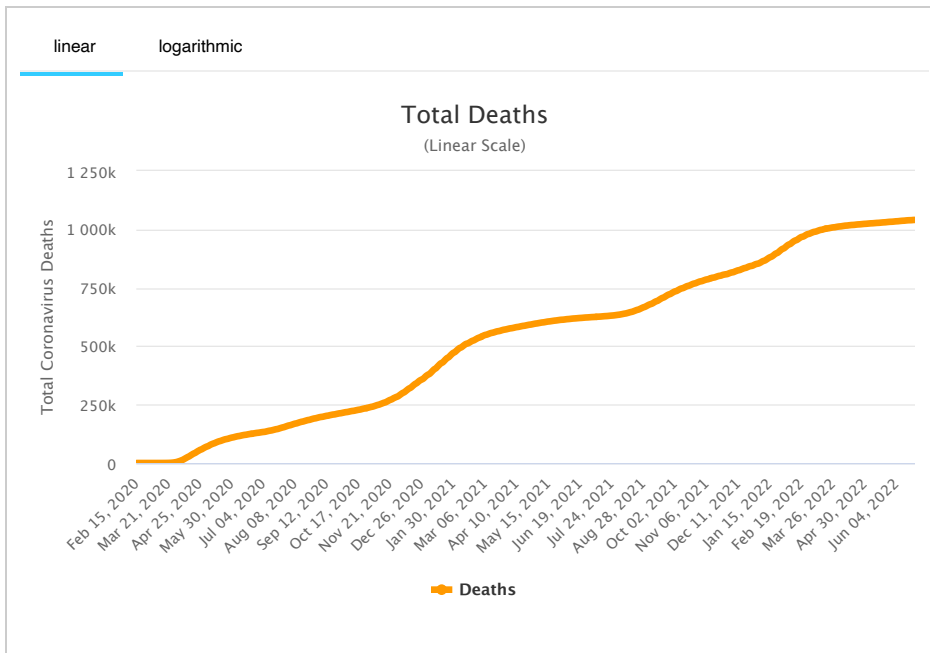


See also: [Daily Deaths Graph](#)

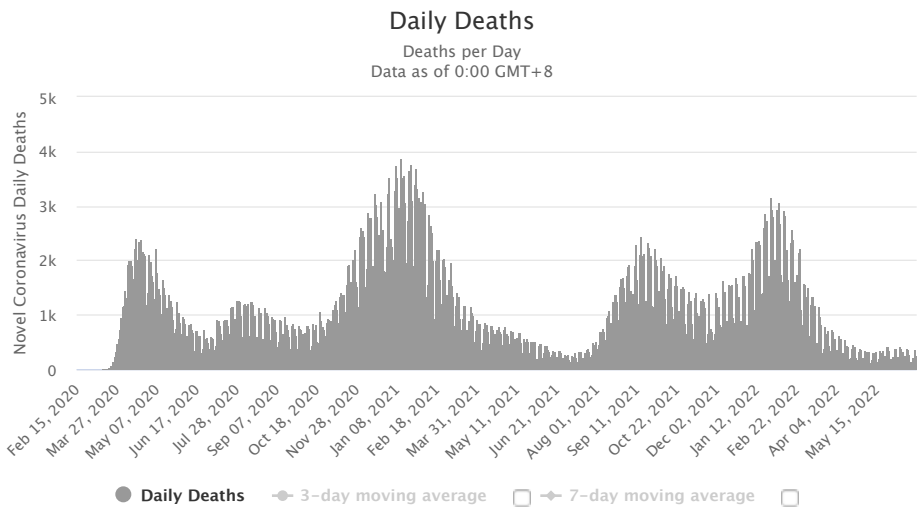
Active Cases in the United States



Total Coronavirus Deaths in the United States



Daily New Deaths in the United States



See also: [Daily Cases Graph](#)

Latest News

June 24 (GMT)

Updates

- 102,916 new cases and 237 new deaths in [the United States \(/coronavirus/country/us/\)](#)
- June 23
- June 22
- June 21
- June 20
- June 19

[View More News](#)

Historical account of the initial stages of the epidemic in the United States

Content:

- First 20 cases in the United States
- Progression of first suspected cases
- Timeline of initial events
- Sources for the historical account

First 20 cases in the United States

Information collected on the first 20 domestic cases (not including repatriated cases and Diamond Princess cruise ship evacuee cases) is presented in the table below:

State	Cases	Sex	Age	Date	Case #	Location	Source
Oregon	1			Feb. 29	17 th	Washington C.	
Washington	2			Feb. 29	18, 19 th		
	1	M	30s	Jan. 21	1 st	Snohomish	[7]
Illinois	1			Mar. 1	20 th		
	1	M	60s	Jan. 30	6 th	Chicago	[12]
	1	F	60s	Jan. 24	2 nd	Chicago	[8]
California	2	unkn.	unkn.	Jan. 26	3 rd , 4 th	Orange C., L.A.	[9]
	1	M	adult	Jan. 31	7 th	Santa Clara C.	[17][18]
	1	F	unkn.	Feb. 2	9 th	Santa Clara C.	
	1	M	57	Feb. 2	10 th	San Benito C.	
	1	F	57	Feb. 2	11 th	San Benito C.	
	1		65	Feb. 28	16 th	Santa Clara C.	
	1			Feb. 21	13 th	Humboldt C.	
	1			Feb. 21	14 th	Sacramento C.	
	1			Feb. 26	15 th	[Northern California]	
Massachusetts	1	M	20s	Feb. 1	8 th	Boston	[16]
Arizona	1	unkn.	student	Jan. 26	5 th	Maricopa County	
Wisconsin	1			Feb. 5	12 th	Madison	

Patients Under Investigation (PUI) in the United States

CDC in the early stages released information regarding the number of cases and people under investigation that was updated regularly on Mondays, Wednesdays, and Fridays. Below we provide the historical reports that we were able to gather in order to track the progression in the number of suspected cases and US states involved through time in the initial stages

As of Feb. 10:

<i>Number of U.S. States with PUI</i>	<i>36</i>
Positive	12
Negative	318
Pending (specimens awaiting testing)	68
TOTAL	398

As of Feb. 7:

<i>Number of U.S. States with PUI</i>	<i>36</i>
Positive	12
Negative	225
Pending (specimens awaiting testing)	100
TOTAL	337

As of Feb. 5:

<i>Number of U.S. States with PUI</i>	<i>36</i>
Positive	11
Negative	206
Pending (specimens awaiting testing)	76
TOTAL	293

As of Feb. 3:

<i>Number of U.S. States with PUI</i>	<i>36</i>
Positive	11
Negative	167
Pending (specimens awaiting testing)	82
TOTAL	260

As of January 31:




<i>Number of U.S. States with PUI</i>	<i>36</i>
Positive	6
Negative	114
Pending (specimens awaiting testing)	121
TOTAL	241

Previously, as of January 29, there were 92 suspected cases awaiting testing.

--	--

Number of U.S. States with PUI	36
Positive	5
Negative	68
Pending (specimens awaiting testing)	92
TOTAL	165

Timeline of Events

-  On January 31, HHS declared Coronavirus a Public Health Emergency in the US (<https://www.hhs.gov/about/news/2020/01/31/secretary-azar-declares-public-health-emergency-us-2019-novel-coronavirus.html>)
As of Jan. 31, the Wuhan coronavirus is officially a public health emergency in the United States, Alex Azar, secretary of the US Department of Health and Human Services (HHS), announced at a White House press briefing.
-  On Jan. 31, the U.S. Centers for Disease Control and Prevention (CDC) **issued a federal quarantine for 14 days** affecting the 195 American evacuees from Wuhan, China. Starting Sunday, Feb. 2, U.S. citizens, permanent residents and immediate family who have visited China's Hubei province will undergo a **mandatory 14 days quarantine** and, if they have visited other parts of China, they would be screened at airports and asked to self-quarantine for 14 days. The last time the CDC had issued a quarantine was over 50 years ago in the 1960s, for smallpox.
-  President Donald Trump signed an order on Jan. 31 for the U.S. to **deny entry to foreign nationals who traveled to China** within the preceding two weeks, aside from the immediate family of U.S. citizens.
- On Jan. 30, the CDC had confirmed the **first case of person to person transmission in the U.S.:** ^[12] the husband of the Chicago, Illinois case who had returned from Wuhan, China on Jan. 13 and who tested positive for the virus on Jan. 24).
- CDC stated on Jan. 30 that "It is likely there will be more cases of 2019-nCoV reported in the U.S. in the coming days and weeks, including more person-to-person spread."^[12]
- The virus had been confirmed in **5 states**.
- On Jan. 31, **New York City** health officials vehemently denied the rumor regarding a coronavirus case in the city. ^[13] On Feb. 1, however, the city's health commissioner did report that there was a test being performed on a person under 40 who had returned from China, developed matching symptoms, and tested negative to the seasonal flu.
- Most US patients had recently visited Wuhan.**
- All of the first five U.S. cases were described as **mild**.
- A study on the first US case of novel coronavirus detailed mild symptoms followed by pneumonia (https://www.cnn.com/2020/01/31/health/washington-coronavirus-study-nejm/index.html?utm_term=link&utm_medium=social&utm_content=2020-02-01T00)

U.S. Airlines suspended ALL flights between the U.S. and China

On Friday, January 31, Delta, American and United announced they would temporarily suspend all of their mainland China flights in response to the coronavirus outbreak.^[14]

Prior to this January 31 announcement:

- UNITED AIRLINES**
on Jan. 28 had announced it would cut 24 flights between the U.S. and China for the first week of February.
- AMERICAN AIRLINES**

on Jan. 29 had announced it would suspend flights from Los Angeles to Shanghai and Beijing from Feb. 9 through March 27, 2020. It will maintain its flight schedules (10 daily A/R) from Dallas-Fort Worth to Shanghai and Beijing, as well as from Los Angeles and Dallas-Fort Worth to Hong Kong.

- **DELTA**

had not adjusted its schedule of direct flights from the U.S. to China. It is the only airline with direct flights to not take action so far.

The White House was considering issuing a ban on flights between the United States and China, as of late Jan. 28^[11]. Italy has announced on January 31 that it was suspending all flights to and from China following the first 2 cases of coronavirus in Italy.

Travel Alert: Do Not Travel to China

- The U.S. State Department on January 30 issued a **Level 4: Do Not Travel to China Alert** (<https://travel.state.gov/content/travel/en/traveladvisories/traveladvisories/china-travel-advisory.html>) ^[4] (the highest level of alert).
- Previously, on January 29, the advisory was set at a lower "Level 3: Reconsider Travel" advising not to travel to Hubei Province: (Level 4) and reconsider travel to the remainder of China (Level 3).
- The CDC on Jan. 28 issued a Level 3 Warning (<https://wwwnc.cdc.gov/travel/notices/warning/novel-coronavirus-china>), recommending that travelers **avoid all nonessential travel to China** ^[5].

Screening incoming passengers at 20 airports in the U.S.

On January 17, the CDC announced that 3 airports in the United States would begin screening incoming passengers from China: SFO, JFK, and LAX ^[6] Other 2 airports were added subsequently, and on January 28, the U.S. Department of Health and Human Services (HHS) announced that 15 additional U.S. airports (bringing the total to 20) would begin screening incoming travelers from China.

Below is the complete list of airports where screening for the 2019 Novel Coronavirus (2019-nCoV) is in place:

- Los Angeles International (LAX)
- San Francisco International (SFO)
- Chicago O'Hare
- New York JFK
- Atlanta Hartsfield-Jackson International
- Houston George Bush Intercontinental
- Dallas-Fort Worth International
- San Diego International
- Seattle-Tacoma International
- Honolulu International
- Anchorage Ted Stevens International
- Minneapolis-St. Paul International
- Detroit Metropolitan
- Miami International
- Washington Dulles International

- Philadelphia International
- Newark Liberty International
- Boston Logan International
- El Paso International
- Puerto Rico's San Juan Airport

Sources for the historical account

1. Novel Coronavirus (2019-nCoV) situation reports (<https://www.who.int/emergencies/diseases/novel-coronavirus-2019/situation-reports/>) - World Health Organization (<https://www.who.int/>) (WHO)
2. 2019 Novel Coronavirus (2019-nCoV) in the U.S (<https://www.cdc.gov/coronavirus/2019-ncov/cases-in-us.html>) - U.S. Centers for Disease Control and Prevention (<https://www.cdc.gov/>) (CDC)
3. Symptoms of Novel Coronavirus (2019-nCoV) (<https://www.cdc.gov/coronavirus/2019-ncov/about/symptoms.html>) - CDC
4. China Travel Advisory (<https://travel.state.gov/content/travel/en/traveladvisories/traveladvisories/china-travel-advisory.html>) - U.S. State Department, accessed January 31, 2020.
5. Novel Coronavirus in China - Warning - Level 3, Avoid Nonessential Travel (<https://wwwnc.cdc.gov/travel/notices/warning/novel-coronavirus-china>) - CDC, January 28, 2020.
6. Public Health Screening to Begin at 3 U.S. Airports for 2019 Novel Coronavirus ("2019-nCoV") (<https://www.cdc.gov/media/releases/2020/p0117-coronavirus-screening.html>) - CDC January 17, 2020
7. First Travel-related Case of 2019 Novel Coronavirus Detected in United States (<https://www.cdc.gov/media/releases/2020/p0121-novel-coronavirus-travel-case.html>) - CDC, January 21, 2020
8. Second Travel-related Case of 2019 Novel Coronavirus Detected in United States (<https://www.cdc.gov/media/releases/2020/p0124-second-travel-coronavirus.html>) - CDC, January 24, 2020
9. CDC confirms additional cases of 2019 Novel Coronavirus in United States (<https://www.cdc.gov/media/releases/2020/s0126-coronavirus-new-cases.html>) - CDC, January 26, 2020
10. 2019 Novel Coronavirus (2019-nCoV) in the U.S. (<https://www.cdc.gov/coronavirus/2019-ncov/cases-in-us.html>) - CDC, Updated January 29, 2020
11. White House considers ban on flights to China amid coronavirus outbreak (<https://eu.usatoday.com/story/travel/news/2020/01/28/white-house-considers-ban-china-flights-amid-coronavirus-outbreak/4602839002/>) - USA Today, Jan. 28, 2020
12. CDC Confirms Person-to-Person Spread of New Coronavirus in the United States (<https://www.cdc.gov/media/releases/2020/p0130-coronavirus-spread.html>) - CDC Press Release, Jan. 30, 2020
13. NYC Officials Deny Report Of Coronavirus Amid Confusion (<https://www.forbes.com/sites/sergeiklebnikov/2020/01/31/nyc-officials-deny-report-of-coronavirus-amid-confusion/#351e47b5652c>) - Forbes, Jan. 31, 2020
14. Delta, American, United to suspend all China mainland flights as coronavirus crisis grows (<https://eu.usatoday.com/story/travel/2020/01/31/coronavirus-china-flight-ban-delta-cuts-all-flights-white-house/4620989002/>) - USA Today, Jan. 31, 2020
15. Secretary Azar Declares Public Health Emergency for United States for 2019 Novel Coronavirus (<https://www.hhs.gov/about/news/2020/01/31/secretary-azar-declares-public-health-emergency-us-2019-novel-coronavirus.html>) - U.S. Department of Health and Human Services (HHS), Jan. 31, 2020
16. Man returning from Wuhan, China is first case of 2019 Novel Coronavirus confirmed in Massachusetts (<https://www.mass.gov/news/man-returning-from-wuhan-china-is-first-case-of-2019-novel-coronavirus-confirmed-in>) - Massachusetts Department of Public Health, Feb. 1, 2020
17. County of Santa Clara Public Health Department Reports First Case of Novel (new) Coronavirus (<https://www.sccgov.org/sites/phd/news/Pages/novel-coronavirus-1-31-2020.aspx>) - Santa Clara County Public Health, Jan. 31, 2020
18. Coronavirus: First case confirmed in Santa Clara County (<https://www.mercurynews.com/2020/01/31/santa-clara-coronavirus/>) - Mercury News, Jan. 31, 2020

worldometer (/)

[about \(/about/\)](#) | [faq \(/faq/\)](#) | [languages \(/languages/\)](#) | [contact \(/contact/\)](#) | [report coronavirus cases \(/report_us/\)](#)



[\(/newsletter-subscribe/\)](#)



[\(/https://twitter.com/Worldometers\)](https://twitter.com/Worldometers)



[\(/https://www.facebook.com/Worldometers.info\)](https://www.facebook.com/Worldometers.info)

© Copyright Worldometers.info - All rights reserved - [Disclaimer & Privacy Policy \(/disclaimer/\)](#)